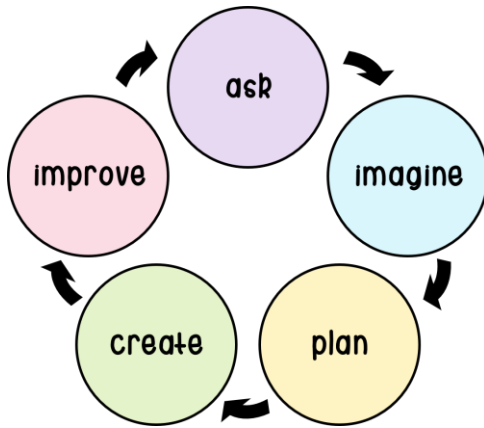
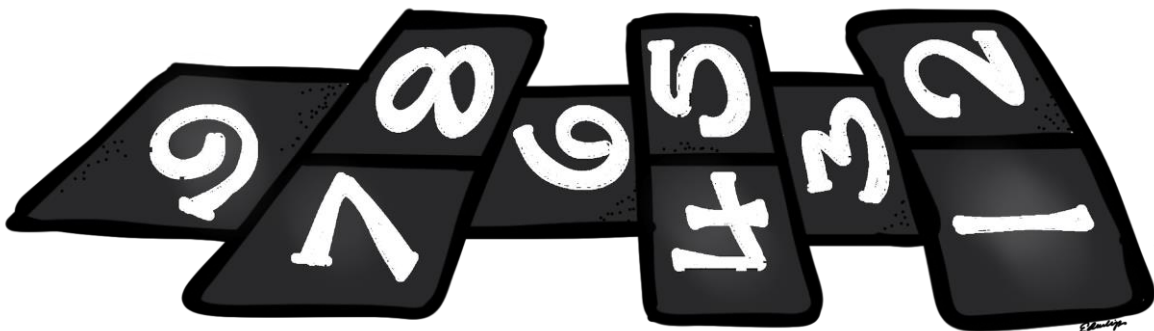



STEAM playground



Have students follow a basic Engineering Design Process to develop a playground for a neighborhood.




Figured instruction



STEAM

journal

By: _____



Dear Engineer,

We just build a very large neighborhood called The Magic Zone. A large lot in the middle of the neighborhood is empty. As the designer of the neighborhood, I have decided to accept designs for a playground to go on that land. There are numerous children of all ages that live in the neighborhood. Your job is to design and construct a sample playground to present. The design that is the most creative, safe and kid-friendly will be selected as the design for the neighborhood! You will need to include at least 5 pieces of equipment for the playground. This may include:

slide

swingset


merry-go-round

see-saw


climbing structure

obstacle course

zip-line



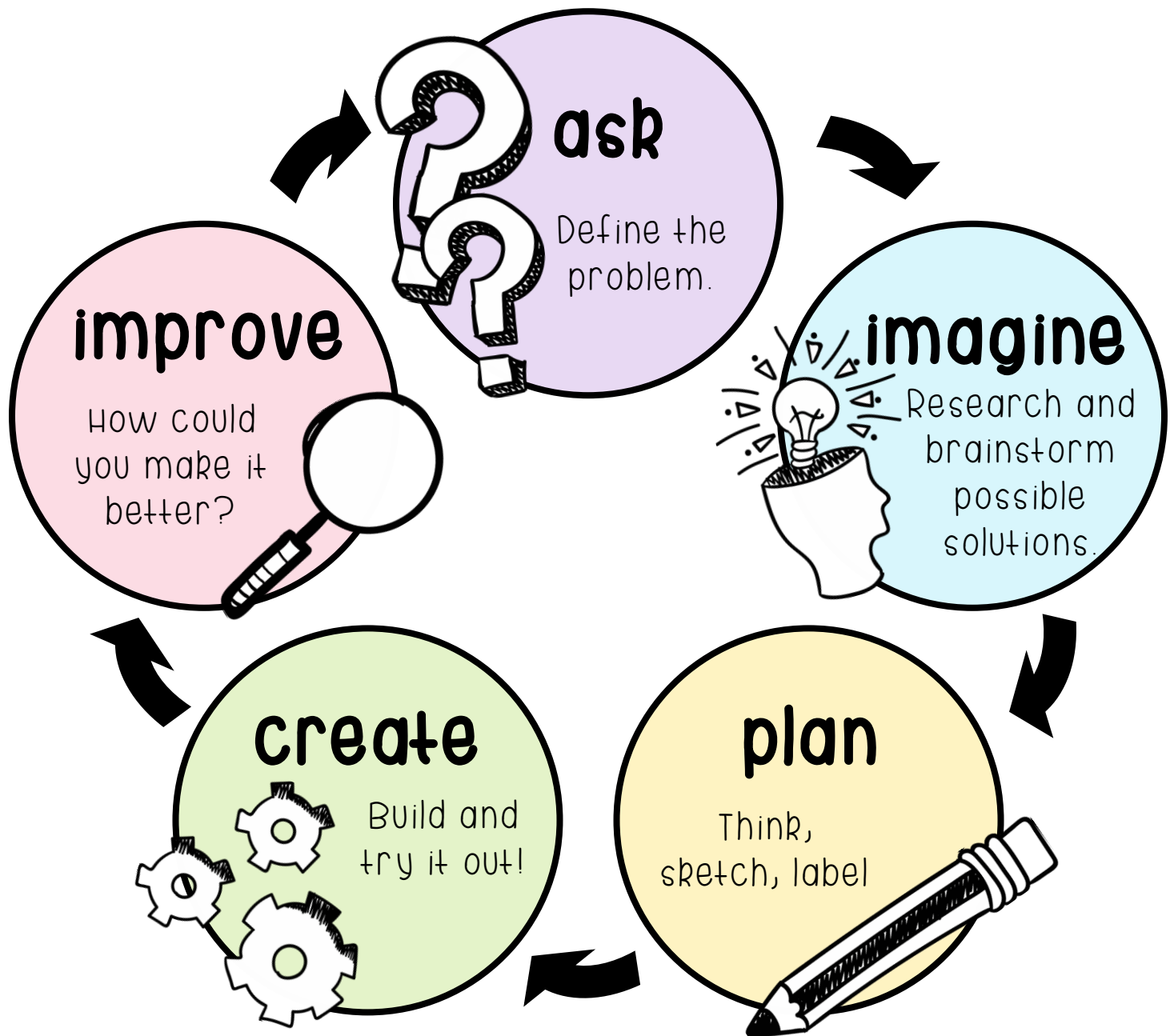
and/or whatever you decide is best! I would love to see a map showing where everything would be located. Best of luck in your design process!



Sincerely,

The Magic Zone Project Manager

Engineering Design Process



Name _____ Date _____


ask

Define the problem.



imagine

Use technology to research different playgrounds. What equipment will your playground include? How will you make sure it is safe? Are there any special kid needs you should plan for? What problems could arise?



Name _____ Date _____

List the equipment for your playground.



Include a map of your playground.

plan

Name _____ Date _____

Draw out the different equipment for your playground. List the materials needed. Note the order or steps.




plan

Name _____ Date _____

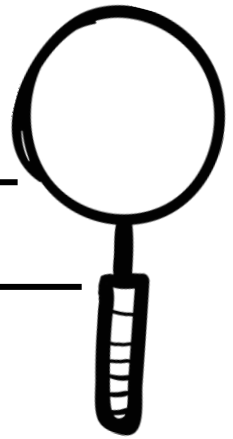
create

Build the model. Follow the plan and diagram.
Make sure to test it to see that it works.
Note any problems.



improve

What are the best parts of your design?




What things would you change?

How could you improve your design(s)?

Name _____ Date _____

reflection

How does your playground compare to playgrounds you have been to?



What shapes do you notice in your design? How tall is your playground equipment?


If you found out a friend would be doing this activity tomorrow, what advice would you give to him or her?

Name _____ Date _____



reflection

Lined writing area consisting of 18 horizontal lines for reflection.



THANK YOU

Thank you for trying out this resource. I hope you find it beneficial and will consider following my store on TPT.

Terms of Use

This download is for personal use only. You are not permitted to sell or share this file. If you would like to direct other people to this file, please send them to my Teachers Pay Teachers store.

Interested in more?

Follow my TPT store:
Figured INstruction

Questions?

E-mail me at:
figuredinstruction@gmail.com

Clipart from:



Fonts from:

